

# WA Recertification Package (100 hours)



The WA Recertification Package includes 18 self-study courses (5 or 15 hours each) for a total **100 hours of PD**. The package includes the requirements for STEM, child abuse prevention, and equity-based practices.

- Apps for Education
- Child Abuse Prevention
- Classroom Collaboration
- Cultural Competency and Responsive Teaching
- Curriculum Development
- English Language Learners in the Classroom
- Examining and Evaluating Student Work
- Formative Assessment
- Inquiry-based Learning
- Language Acquisition
- Project Management for Students through Project-based Learning
- Reading Across the Curriculum
- Research-based Instructional Strategies
- Rubrics in Teaching and Learning
- STEM Across the Curriculum
- Student Portfolios
- Understanding ADHD
- Virtual Field Trips

***Renew a Teaching License by Professional Learning Board partners with ESD 112, a Washington State approved clock hour provider.***

# Apps for Education



## Standards:

This course aligns to the INTASC Standards including Learner Development, Learning Differences, Learning Environments, Content Knowledge, Application of Content, Planning for Instruction and Instructional Strategies.

It also aligns to the McRel Teacher Evaluation Standards including Teacher Leadership, Diverse Learners, Teachers Know Content and Teachers Facilitate Learning.

Integrate Ruben Puentedura's SAMR model with Alan November's work on Transformative Learning to find the best apps to educate YOUR students.

In this course, teachers will be equipped to go beyond using an app merely because someone else has recommended it and fully examine the true learning potential.

With an integrated approach, teachers can successfully consider an apps' connections with curriculum content and ability to amplify existing learning levels, while systematically evaluating their transformative learning capability.



Certificate of  
Completion



100% Online



Quiz

# Apps for Education

## Course Outline

### LESSON 1: Considerations, Content and Components

- Apps that encourage students to engage with a greater degree of independent thought
- The key skills in Bloom's Taxonomy and how they can be applied while considering an app for educational use
- Using November's Digital Learning Farm to empower students with targeted apps
- The use of apps to teach the various "multiple intelligences" in Garner's learning theory
- Specific skills and literacies essential for effective teaching and learning in the 21st century and choosing apps that promote their development
- Essential content and components to look for in apps

### LESSON 2: Logistics and Fluency

- Common logistical concerns with using apps, and how to address and anticipate them
- The importance of achieving fluency in app usage to ensure better learning potential
- Essential phases in app fluency to measure against an app's performance

### LESSON 3: Learning with Apps

- Transitioning from using apps to "substitute" traditional teaching, to a more transformational approach
- Ways to enhance students' learning through Puentedura's SAMR models
- The integration of November's three phases to ensure rigorous app evaluation
- The use of concrete evidence of students' learning as the ultimate decider on the future use of an app

### LESSON 4: Sample Evaluation and Recommendations

- Evaluation of an app against all the considerations discussed in the course to find one with optimal teaching potential
- Recommended apps, across iOS, Android and Windows platforms, for the following classroom purposes: Storytelling, Photography, Visualization and Mind Mapping, Note Taking, Book Creators, Screen Casting, Word Clouds, Photo Collages, Drawing, Video, Audio Recording



5 Hours  
of Learning



Convenient Access:  
Start Right Away



Resources & Tools for  
Professional Learning Plans

# Child Abuse Prevention



## Child Abuse Prevention Requirement

### Standards:

This course aligns to the INTASC Standards including Learner Development, Learning Differences, Learning Environments, Planning for Instruction and Instructional Strategies.

It also aligns to the McRel Teacher Evaluation Standards including Teacher Leadership, Diverse Learners, Teachers Know Content and Teachers Facilitate Learning.

Child abuse and trafficking are serious issues threatening the safety and well being of children.

As teachers, our responsibility is not limited to academic performance, but to the overall development and welfare of our students. It is vital that we fight against child abuse and trafficking. This course will equip you with the information and skills to do so.

This course primarily focuses on a teacher's role as a mandatory reporter. You will be introduced to fundamental facts, indicators, and risk factors related to child abuse and trafficking. Understanding this information is crucial to identification for victims, including procedures for helping ensure the safety of students.



Certificate of  
Completion



100% Online



Quiz

# Child Abuse Prevention

## Course Outline

### LESSON 1: Introduction

- Defining child abuse and neglect
- Exploring the different types of child abuse and neglect and identifying the signs and behaviors characterizing each type
- Defining Trafficking
- Exploring the signs, types and risk factors for trafficking

### LESSON 2: Child Abuse Perpetrators

- Exploring the characteristics of child abuse perpetrators
- Identifying the causes and risk factors leading to child abuse and neglect and the role of technology in child maltreatment
- Understanding how and where child abuse can occur and learning about the process of grooming

### LESSON 3: Reporting Child Abuse

- Understanding mandated reporting and the role of educators as mandated reporters
- Learning how to report cases of child abuse and neglect, its procedures and formalities
- Exploring the procedures of Child Protection Services and how to assist them with their investigation

### LESSON 4: Prevention of Child Abuse

- Exploring the role of educators in preventing child abuse and neglect
- Identifying child abuse preventive strategies that educators can engage in at the classroom, school, and community level
- Identifying strategies by which the cycle of abuse can be prevented or broken



5 Hours  
of Learning



Convenient Access:  
Start Right Away



Resources & Tools for  
Professional Learning Plans

# Classroom Collaboration



## Standards:

This course aligns to all of the INTASC Standards including Learner Development, Learning Differences, Learning Environments, Content Knowledge, Application of Content, Assessment, Planning for Instruction and Instructional Strategies.

It also aligns to all of the McRel Teacher Evaluation Standards including Teacher Leadership, Diverse Learners, Teachers Know Content, Teachers Facilitate Learning and Teachers Analyze and Reflect.

Implement collaborative learning in classrooms and develop successful learners. This framework enables teachers to recognize characteristics of collaborative classrooms, be aware of student and teacher roles, and practice group activities as an essential part of the classroom.

Teachers are introduced to school-wide policy reforms in place today that promote collaboration and group activities. Teachers are also provided with ideas and strategies to accommodate learners, including students with special needs. The practical examples, real-life experiences, and templates in this online course provide teachers a structure to use in their own classrooms.



Certificate of  
Completion



100% Online



Quiz

# Classroom Collaboration

## Course Outline

### LESSON 1: Introduction

- What is collaborative learning and why should students collaborate?
- Collaboration vs. Traditional Approach
- Benefits and Importance of collaborative learning
- Overview on effective collaboration in the classroom
- Alignment of collaboration to State Standards
- The Collaborative Learning Model

### LESSON 2: Collaborative Tools and Strategies

- Characteristics of a collaborative teacher
- Grouping strategies and designing grouping assignments
- Collaborative learning techniques
- Web tools and projects for collaboration
- Interactions and activities in a collaborative classroom
- Around the world collaboration
- Resources for collaboration

### LESSON 3: The Collaborative Classroom

- Characteristics of a collaborative classroom
- Student and teacher roles in a collaborative classroom
- Preparing for collaborative activities
- Examples of classroom collaboration and collaborative learning spaces
- Managing today's classroom

### LESSON 4: Assessment, Accommodations, and Challenges

- Collaborative assessment
- Approaches to collaborative assessment
- Challenges in a collaborative classroom
- Conflict resolution
- School-wide policies to promote collaboration



5 Hours  
of Learning



Convenient Access:  
Start Right Away



Resources & Tools for  
Professional Learning Plans

# Cultural Competency and Responsive Teaching



## Standards:

This course aligns to the INTASC Standards including Learner Development, Learning Differences, and Learning Environments.

It also aligns to the McRel Teacher Evaluation Standards including Teacher Leadership, and Diverse Learners.

Teachers deepen their understanding of their own frames of reference, potential bias, and impact on expectations for and relationships with students, students' families, and school communities.

This course demonstrates responsive teaching in the classroom by helping teachers consider, connect with, and build competence in meeting the many learning needs of all students while addressing culturally diverse classrooms that are sensitive and equitable to learners across languages, genders, religions, cultural backgrounds, and special needs.



Certificate of  
Completion



100% Online



Quiz



# Cultural Competency and Responsive Teaching

## Course Outline

### LESSON 1: Cultural Competency

- Defining culture and cultural competency
- Cultural beliefs and values
- Impact of culture on behavior

### LESSON 2: Bias

- Definition, types, and identification of bias
- Assumptions, perspectives, and self-perceptions

### LESSON 3: Culturally Responsive Classrooms

- Impact of culture on teaching and learning
- Brain roles in learning
- Teaching styles and student impact
- Building rapport with students

### LESSON 4: Culturally Responsive Teaching

- Diversity in the classroom
- Understanding diversity: origin, religion, gender, language, special needs, and mental health
- Cohesive classrooms and school communities
- Collaborating with families

*Designed to meet state requirements for cultural competency and responsiveness training. Including but not limited to all of the following topics: racial, cultural, and socioeconomic groups; American Indian and Alaskan native students; religion; systemic racism; gender identity, including transgender students; sexual orientation; language diversity; and individuals with disabilities and mental health concerns while deepening teachers' understanding of their own frames of reference, the potential bias in these frames, and their impact on expectations for and relationships with students, students' families, and the school communities.*



5 Hours  
of Learning




Convenient Access:  
Start Right Away



Resources & Tools for  
Professional Learning Plans

# Curriculum Development



## Standards:

This course aligns to all of the INTASC Standards including Learner Development, Learning Differences, Learning Environments, Content Knowledge, Application of Content, Assessment, Planning for Instruction and Instructional Strategies.

It also aligns to all of the McRel Teacher Evaluation Standards including Teacher Leadership, Teachers Know Content and Teachers Facilitate Learning.

Effective curriculum is a foundation for successful learning. Educators can strengthen the curriculum with the resources, examples, and templates included in this online course.

Teachers learn how to plan, develop, integrate, and evaluate curriculum more effectively. This information empowers teachers to feel more confident when implementing interactivities.



Certificate of  
Completion



100% Online



Quiz

# Curriculum Development

## Course Outline

### LESSON 1: Introduction

- Curriculum development
- Curriculum vs. Syllabus
- Effective curriculum
- Curriculum planning

### LESSON 2: Developing a Standard-based Curriculum

- Standard-based curriculum
- Yearlong curriculum
- Elements of a long-term scope and sequence of curriculum
- Types of curriculum maps
- Backwards planning
- Creating a unit plan
- Preparing an effective lesson plan

### LESSON 3: Curriculum Integration

- Curriculum and levels of Integration
- Approaches of integration
- Interdisciplinary curriculum
- Benchmark descriptors of interdisciplinary curriculum
- Models of curriculum integration
- Implications of implementing an integrated curriculum

### LESSON 4: Curriculum Evaluation

- Defining curriculum evaluation
- Need for evaluation
- Types and models of curriculum evaluation
- Criteria for evaluation
- Phases of curriculum evaluation
- Tools for evaluation



5 Hours  
of Learning



Convenient Access:  
Start Right Away



Resources & Tools for  
Professional Learning Plans

# English Language Learners in the Classroom



## Equity-based Practices Requirement

### Standards:

This course aligns to all of the INTASC Standards including Learner Development, Learning Differences, Learning Environments, Content Knowledge, Application of Content, Assessment, Planning for Instruction and Instructional Strategies.

It also aligns to all of the McRel Teacher Evaluation Standards including Teacher Leadership, Diverse Learners, Teachers Know Content, Teachers Facilitate Learning and Teachers Analyze and Reflect.

Facilitate optimal learning in the classroom by helping English Language Learners feel validated. This course includes a range of strategies and activities that lead to interactions which benefit the four language skill areas of listening, speaking, reading, and writing.

The Sheltered Instruction (SI) model is presented along with ways to apply this model when teaching English Language Learners. The importance of working collaboratively and ensuring the involvement of parents to enhance learning is emphasized with corresponding strategies. Through a range of research-based findings, teachers are equipped to engage students in “higher order thinking skills” and design a sufficiently challenging curriculum.



Certificate of  
Completion



100% Online



Quiz

# English Language Learners in the Classroom

## Course Outline

### LESSON 1: Welcoming English Language Learners

- Create an environment of acceptance
- Understand the backgrounds of English Language Learners
- Establishing an open channel of communication with parents

### LESSON 2: Accommodating a New Culture

- Identify the educational needs of English Language Learners
- Avoiding assumptions
- Conversational and cross-cultural skills
- Comparing cultures and value systems

### LESSON 3: Collaboration and Connection

- Approaches for mainstream teachers to effectively serve English Language Learners
- The Sheltered Instruction (SI) model
- Four language skill areas

### LESSON 4: Curriculum and Lessons

- Engaging students in “higher order thinking skills” (HOTS)
- Methods of simplification and expansion



5 Hours  
of Learning



Convenient Access:  
Start Right Away



Resources & Tools for  
Professional Learning Plans

# Examining and Evaluating Student Work



## Standards:

This course aligns to the INTASC Standards including Learner Development, Learning Environments, Assessment, Planning for Instruction and Instructional Strategies.

It also aligns to the McRel Teacher Evaluation Standards including Teacher Leadership, Teachers Facilitate Learning and Teachers Analyze and Reflect.

Evaluating student learning goes beyond merely grading papers. Both schools and teachers need to intentionally move toward assessing students' understanding, and then use this insight to enhance teaching and learning practices.

The wealth of resources and classroom examples provided in this course enables teachers to enhance existing evaluation practices. Calling for a shift in approach, this course lays out effective and dynamic methods by which teachers can assess student work. These help ensure that educational focus remains entirely on both teacher and student development.



Certificate of  
Completion



100% Online



Quiz

# Examining and Evaluating Student Work

## Course Outline

### LESSON 1: Evaluating Student Work

- Meaning of assessment and why it is needed for growth
- Considering criticism of assessment methods
- What constitutes a well-designed assessment?
- Tools of holistic assessment

### LESSON 2: Effective Grading Process

- The key to consistent assessment
- Learning to grade group work
- Practical tips for handling complaints
- Creating rubrics to assist the grading process

### LESSON 3: Examining Student Work

- Introduction to examining student work and research that supports it
- Drawing teachers into an inquiry-based learning experience
- Examining student work to change practice
- Turning apprehensions into learning opportunities

### LESSON 4: Planning, Process and Takeaways

- Planning and carrying out ESW meetings
- Choosing appropriate student work samples
- Facilitating collaborative work
- Using protocols for smooth functioning



5 Hours  
of Learning



Convenient Access:  
Start Right Away



Resources & Tools for  
Professional Learning Plans

# Formative Assessment



## Standards:

This course aligns to all of the INTASC Standards including Learner Development, Learning Differences, Learning Environments, Content Knowledge, Application of Content, Assessment, Planning for Instruction and Instructional Strategies.

It also aligns to all of the McRel Teacher Evaluation Standards including Teacher Leadership, Diverse Learners, Teachers Know Content, Teachers Facilitate Learning and Teachers Analyze and Reflect.

Formative assessments allow teachers to respond to a student's needs quickly, and, even more importantly, allows the student to shape instruction. Effective formative assessments result in instruction that meets the needs of each student.

In this innovative online course, teachers learn about and implement formative assessments. Discover and demonstrate for yourself, your students, and your community what happens when students are truly learning.



Certificate of  
Completion



100% Online



Quiz



# Formative Assessment

## Course Outline

### LESSON 1: The Essentials

- Concepts behind and purpose of formative assessment
- Practical strategies that may be used to implement formative assessment
- Commonly used formative assessments, including teacher observation, questioning, rubrics, essays, and peer assessment
- Benefits of each strategy and how they can be used effectively

### LESSON 2: Nuts and Bolts

- The process of formative assessment
- Concepts behind goal mastery
- The importance of feedback, reports, visual depiction, and celebration in formative assessment
- Designing lesson plans that integrate formative assessment

### LESSON 3: Making Connections

- The role of assessment in standards-based education
- Formative and summative assessments, and the difference between the two



5 Hours  
of Learning



Convenient Access:  
Start Right Away



Resources & Tools for  
Professional Learning Plans

# Inquiry-based Learning



## Standards:

This course aligns to the INTASC Standards including Learner Development, Learning Environments, Content Knowledge, Application of Content, Assessment, Planning for Instruction and Instructional Strategies.

It also aligns to the McRel Teacher Evaluation Standards including Teacher Leadership, Teachers Know Content, Teachers Facilitate Learning and Teachers Analyze and Reflect.

This course offers an Inquiry-based Learning (IBL) framework for teachers. Through practical classroom examples, teachers learn how to encourage student initiative, evaluate student progress, and incorporate technology.

Teachers explore IBL models that can be adapted to meet the specific needs of their class, as well as monitor and enhance student learning.

Design thoughtful and intentional learning environments where you can explore relevant issues and develop effective pedagogy.



Certificate of  
Completion



100% Online



Quiz

# Inquiry-based Learning

## Course Outline

### LESSON 1: Introduction

- The need of an Inquiry Based Learning (IBL) approach and knowing the constituents involved
- Academic research that supports IBL
- Differences between IBL and traditional education
- Define roles of teachers and students

### LESSON 2: Inquiry-based Learning Model

- The need for a model to apply the IBL approach
- Various models developed by academicians
- Practical applications of the inquiry model for teaching lessons
- The emotional trajectory of an inquiry process

### LESSON 3: Designing IBL

- The IBL foundations for effective lesson plans and activities
- Ways to classify students based on their understanding and experience with IBL
- Manage the dynamic classroom environment
- Principles and methods of assessing students

### LESSON 4: Enhancing the IBL Classroom

- Creation of a support system for effective inquiry-based learning
- Use of technology to enhance the IBL experience
- Technology as a tool for professional development
- Web tools that can help at different stages of inquiry



5 Hours  
of Learning



Convenient Access:  
Start Right Away



Resources & Tools for  
Professional Learning Plans

# Language Acquisition



## Standards:

This course aligns to the INTASC Standards including Learner Development, Learning Differences, Learning Environments, Content Knowledge, Application of Content, Planning for Instruction and Instructional Strategies.

It also aligns to the McRel Teacher Evaluation Standards including Teacher Leadership, Diverse Learners, Teachers Know Content and Teachers Analyze and Reflect.

Delve into theories of the language acquisition process, and uncover practical ways for teachers to help English Language Learners understand lesson content.

Through the strategies and information provided in this course, teachers are equipped to meet students at their specific stage of language learning, create aligned activities, and help students achieve higher levels of linguistic fluency.

The techniques presented cover the acquisition and mastery of literacy skills for students including reading, writing, and dialogue, as well as understanding and supporting English Language Learners at a deeper level.



Certificate of  
Completion



100% Online



Quiz

# Language Acquisition

## Course Outline

### LESSON 1: Introduction

- Considering how language is acquired
- Distinction between learning and acquiring a language
- Rules of language
- Basic Interpersonal Communication Skills (BICS) and Cognitive Academic Language Proficiency (CALP)
- The meanings and need for comprehensible input and interactionism
- Age related considerations in the acquisition of a language

### LESSON 2: The Acquisition Process

- The stages of language acquisition and the characteristics, duration, and strategies of each; The Silent Period, Early Production, Speech Emergence, Intermediate Proficiency, Advanced Proficiency
- Reception and production of oral language vs. reception
- Reciprocity between oral skills and written skills in second languages

### LESSON 3: Literacy Skills - Reading

- Why Literacy skills are essential to school success
- "Balanced Literacy" approach, its principles, and choosing appropriate texts
- The Language Experience Approach for early reading development
- Context-based activities in diverse classrooms
- Top-down approaches to reading and phonics for a balanced literacy program

### LESSON 4: Writing and Dialogue

- Shared or modeled writing to benefit writers at early stages
- Free writing vs. a structured writing
- Dialogue journals
- Process writing stages: Prewriting, Drafting, Peer Review, Revising and Publishing
- Instructional Conversation (IC)



5 Hours  
of Learning



Convenient Access:  
Start Right Away



Resources & Tools for  
Professional Learning Plans

# Project Management for Students through Project-based Learning



## Standards:

This course aligns to the INTASC Standards including Learner Development, Learning Environments, Content Knowledge, Application of Content, Assessment, Planning for Instruction and Instructional Strategies.

It also aligns to all of the McRel Teacher Evaluation Standards including Teacher Leadership, Diverse Learners, Teachers Know Content, Teachers Facilitate Learning and Teachers Analyze and Reflect.

Project management encompasses a range of skills – including research, collaboration, communication, leadership, problem-solving, and cooperation. Teachers must integrate project management training into their classrooms without disrupting the curricular learning.

Keeping in mind the challenges this poses, teachers are presented with project-based learning as a means to successfully develop students' skills while simultaneously keeping the focus on topics within the curriculum.

Teachers are provided with a wide range of examples and strategies, along with an in-depth view into the effective use of projects, and an understanding of how they can influence student growth at every stage.



Certificate of  
Completion



100% Online



Quiz

# Project Management for Students through Project-based Learning

## Course Outline

### LESSON 1: Importance of Project Management

- Exploring new concepts and strategies to facilitate student connection with real-world situations
- Research findings of project-based learning
- Principles, benefits, and rationale of project-based learning
- Transferrable skills while working with the project based learning system

### LESSON 2: Planning for Successful Project Based Learning

- Basic guidelines to consider before selecting a project
- Ensuring authentic learning for students
- Effective technology use during a project
- Developing classroom culture

### LESSON 3: Stages of Successful Implementation

- Stages of projects with examples for implementing
- Learning to allocate resources
- Existing project opportunities
- Common challenges and unexpected changes during a project

### LESSON 4: Resources and Engagement

- Project examples with management skills to execute them
- Integrating technology in project management
- Importance of community connect for successful implementation of the project
- Funding sources and online databases that teachers can approach for grants



5 Hours  
of Learning



Convenient Access:  
Start Right Away



Resources & Tools for  
Professional Learning Plans

# Reading Across the Curriculum



## Standards:

This course aligns to all of the INTASC Standards including Learner Development, Learning Differences, Learning Environments, Content Knowledge, Application of Content, Assessment, Planning for Instruction and Instructional Strategies.

It also aligns to all of the McRel Teacher Evaluation Standards including Teacher Leadership, Diverse Learners, Teachers Know Content, Teachers Facilitate Learning and Teachers Analyze and Reflect.

Reading is an essential component of learning. Often, when students struggle with a specific subject matter it is because of poor reading instruction and underdeveloped reading skills.

Full of research-based reading instruction techniques, this course can be used across all content areas and grade levels to improve student achievement. Teacher learn new ideas for motivating students to read more and improve reading comprehension.

This course provides tools, exercises, and additional resources that you can use to practice new skills. Dive into the world of reading instruction and get geared up to make your students proficient readers.



Certificate of  
Completion



100% Online



Quiz



# Reading Across the Curriculum

## Course Outline

### LESSON 1: Research

- The importance and nature of the 'reading' skill
- Language development in the early years
- Implications of different levels of daily language exposure
- How the brain processes what we already know and have experienced to develop reading skills

### LESSON 2: Reading Assessments

- Diversity of students' reading abilities
- The purpose of reading assessments and components
- Common reading assessments and their usage
- Cloze and CARI to measure reading performance

### LESSON 3: Basic Reading Strategies

- Basic reading strategies and accessing results
- Essential elements and traditional lesson formats
- Pre-reading, the reading process, and post-reading
- Effective ways to extend the life of the text beyond the lesson

### LESSON 4: Reading Across Content Areas

- Scaffolding a common textbook to support varying reading levels using four steps
- Using different books on a common topic or learning objective to meet differing needs
- Question-Answer Relationships (QARS)
- Effectively approaching different structures of texts



5 Hours  
of Learning



Convenient Access:  
Start Right Away



Resources & Tools for  
Professional Learning Plans

# Research-based Instructional Strategies



## Standards:

This course aligns to all of the INTASC Standards including Learner Development, Learning Differences, Learning Environments, Content Knowledge, Application of Content, Assessment, Planning for Instruction and Instructional Strategies.

It also aligns to the McRel Teacher Evaluation Standards including Teacher Leadership, Teachers Know Content and Teachers Facilitate Learning.

Educators must continually review, reflect, and work on their instructional skills. This helps students improve in academic achievement, develop an attitude of learning, and acquire skills.

This course provides teachers with research-based approaches and practical strategies to enhance the effectiveness of teacher led instruction and encourage active student involvement in learning.

Teachers will examine their own views and explore common educational myths. With examples, templates, and rubrics, teachers will be able to incorporate new strategies across the curriculum.



Certificate of  
Completion



100% Online



Quiz

# Research-based Instructional Strategies

## Course Outline

### LESSON 1: Introduction

- The importance of education and a review of educational achievement statistics
- The benefits of incorporating research proven instructional strategies in the classroom
- Myths related to learning and teaching and the truth revealed through research

### LESSON 2: Teacher-focused Approaches and Strategies

- Developing reflective practice
- The learning process
- A look at research-based student learning and achievement strategies
- Classroom application of strategies and approaches

### LESSON 3: Active Learning

- The importance of active student participation and engagement
- Student engagement and active learning
- Research-based strategies
- Activities and projects

### LESSON 4: Research-Based Strategies for Literacy and Math

- The importance of literacy
- The elements required to develop good reading skills
- Research-based strategies on improving students' reading skills
- The importance of developing one's writing skills
- Research-based strategies on improving students' writing skills and classroom applications of the same
- The importance of math in real life situations and the need for developing one's math skills



5 Hours  
of Learning




Convenient Access:  
Start Right Away



Resources & Tools for  
Professional Learning Plans

# Rubrics in Teaching and Learning



## Standards:

This course aligns to the INTASC Standards including Learner Development, Learning Differences, Content Knowledge, Application of Content, Assessment, Planning for Instruction and Instructional Strategies.

It also aligns to all of the McRel Teacher Evaluation Standards including Teacher Leadership, Diverse Learners, Teachers Know Content, Teachers Facilitate Learning and Teachers Analyze and Reflect.

A rubric is more than an assessment.

By using consistent grading, teachers can provide quality formative and summative feedback for students at periodic intervals throughout the year.

Teachers use rubrics to grade a wide range of student work, including: solo projects, group work, portfolios, homework assignments, book reviews, and tests.



Certificate of  
Completion



100% Online



Quiz

# Rubrics in Teaching and Learning

## Course Outline

### LESSON 1: Introduction

- The purpose, significance and characteristics of rubrics in education
- Different types of rubrics
- Learning to choose rubrics to match specific needs

### LESSON 2: Design and Implementation

- Stages in designing a rubric based on required criteria
- Identifying the online resource required
- Seeking feedback and teacher assessment of one's own rubric

### LESSON 3: Rubrics in Instruction

- How to use rubrics to enhance instructional effectiveness
- Integrating rubrics into different subjects
- Identifying and meeting diverse learning needs

### LESSON 4: Rubrics in Assessment

- Usefulness of assessment rubrics and description of its different elements
- Role of a teacher in developing and implementing effective assessment rubrics
- Assessment rubric based on standards and teacher self-assessment rubric



5 Hours  
of Learning




Convenient Access:  
Start Right Away



Resources & Tools for  
Professional Learning Plans

# STEM Across the Curriculum



## STEM Requirement

### Standards:

This course aligns to all of the INTASC Standards including Learner Development, Learning Differences, Learning Environments, Content Knowledge, Application of Content, Assessment, Planning for Instruction and Instructional Strategies.

It also aligns to all of the McRel Teacher Evaluation Standards including Teacher Leadership, Diverse Learners, Teachers Know Content, Teachers Facilitate Learning and Teachers Analyze and Reflect.

It is increasingly essential for educators to develop students who not only are critical thinkers but innovators as well. This course provides a real-world approach to learning and teaching.

The first section brings together four major disciplines into one cohesive system: Science, Technology, Engineering, and Mathematics.

The second section focuses on applying mathematical standards and principles in everyday life.

The third section introduces the concept of student centered learning in their classrooms. This learning approach allows teachers to customize and differentiate curriculum for each student.



Certificate of  
Completion



100% Online



Quizzes

# STEM Across the Curriculum

## Course Outline

### **SECTION A: Standards-based Instruction through STEM**

#### **LESSON 1: Introduction**

- Definition of STEM
- Need for STEM
- Three STEM program attributes and five different STEM program models

#### **LESSON 2: Setting Up for STEM**

- Characteristics of STEM students and teachers
- Understanding STEM in the context of Math and Science
- Integrating STEM into any classroom
- Choosing appropriate STEM material and curriculum

#### **LESSON 3: STEM Standards and Assessments**

- Shared standards that are internationally benchmarked
- Challenges and benefits of successful STEM assessments
- Assessments for elementary, middle, and high school classrooms
- Benefits, opportunities, and challenges of STEM integration

#### **LESSON 4: Designing STEM PK-12 Curriculum**

- Integrating STEM into elementary, middle, and high-school classrooms
- Designing STEM instruction for the year
- Writing individual STEM units using science, math, technology, and literacy standards
- Implementing effective lessons in the classroom

# STEM Across the Curriculum

## Course Outline

### **SECTION B: Mathematics for All Teachers**

#### **LESSON 1: Introduction**

- History of mathematics
- The truth about math
- Discrediting the different math myths
- The solution to math anxiety

#### **LESSON 2: Math Practices**

- Mathematics redefined
- NCTM and CCSS standards related to math
- Mathematical practices and strategies to employ in the classroom

#### **LESSON 3: Facilitating Student Learning**

- Motivation theories and how to apply them in the classroom
- Different learning styles
- Understanding brain power
- Content knowledge and application

#### **LESSON 4: Setting Up**

- Math and group work
- Making connections between math and real life
- Using mathematical tools
- Encouraging persistence, providing novelty, and differentiating instruction while teaching math



# STEM Across the Curriculum

## Course Outline

### SECTION C: Student-centered Learning

#### LESSON 1: Introduction

- Meaning, characteristics, and principles of Student-centered Learning
- Comparison between teacher-led and student-centered approaches
- Dispelling myths regarding student-centered classrooms
- Student-centered learning and the standards

#### LESSON 2: Setting Objectives and Providing Feedback in the SCL Classroom

- Developing student-centered learning objectives
- Facets of understanding
- Staying on track through learning logs
- Assessment and feedback techniques

#### LESSON 3: SCL Strategies for the Classroom

- Understanding the teacher's role in a student-centered classroom
- Teaching and learning methods
- Ensuring student motivation
- Classroom strategies for integrating SCL techniques

#### LESSON 4: Setting up for Success

- Potential of technology in key areas of learning
- Tools that enhance learning in student-centered classrooms
- Getting parents involved in learning
- Extending learning opportunities outside of school hours



15 Hours  
of Learning



Convenient Access:  
Start Right Away



Resources & Tools for  
Professional Learning Plans

# Student Portfolios



## Standards:

This course aligns to the INTASC Standards including Learner Development, Learning Environments, Content Knowledge, Application of Content, Assessment, Planning for Instruction and Instructional Strategies.

It also aligns to all of the McRel Teacher Evaluation Standards including Teacher Leadership, Diverse Learners, Teachers Know Content, Teachers Facilitate Learning and Teachers Analyze and Reflect.

Successfully integrate portfolios to enhance student development and become an essential part of teaching and learning.

The practical tips and suggestions provided in this course will take teachers through the process of implementing portfolios in their classrooms. The resources included show teachers how to capitalize on a student's natural tendency to save work, get them to take a second look, and critically analyze how they can improve future work.

Rich in examples, suggestions, and tips for teachers, this course aims to enhance the teaching and learning experience for students.



Certificate of  
Completion



100% Online



Quiz

# Student Portfolios

## Course Outline

### LESSON 1: Process and Benefits

- Research on student portfolios
- Portfolio benefits and their contribution to learning
- Characteristics of the portfolio process
- Adding power to portfolios with parents as mentors
- Logistics and management of both paper and digital student portfolios

### LESSON 2: Types of Portfolios

- In-depth analysis of the types of student portfolios
- Primary stages of the process, working and showcasing portfolios
- Examining the role of teachers as 'portfolio advisors'
- Potential challenges of the portfolio process, and practical tips to overcome them

### LESSON 3: Digital Portfolios

- Digital portfolios and their 21st century relevance
- Types of digital portfolios and their practical implementation
- A systems approach to planning an impressive portfolio
- Examining the key aspects of effective implementation of digital portfolios
- Web tools to help students create digital portfolios

### LESSON 4: Portfolio Assessment

- Benefits of portfolio assessment for both students and teachers
- Formative versus summative assessment of student work
- Implementing a scoring system with rubrics, presenting results
- Brief overview of the assessment process, focus, and criterion
- Considerations for portfolio assessment



5 Hours  
of Learning



Convenient Access:  
Start Right Away



Resources & Tools for  
Professional Learning Plans

# Understanding ADHD



## Standards:

This course aligns to the INTASC Standards including Learner Development, Learning Differences, Learning Environments, Assessment, Planning for Instruction and Instructional Strategies.

It also aligns to all of the McRel Teacher Evaluation Standards including Teacher Leadership, Diverse Learners, Teachers Know Content, Teachers Facilitate Learning and Teachers Analyze and Reflect.

Have you ever come across a child who's always on the move? They might have Attention Deficit Hyperactivity Disorder (ADHD). Children with this condition are restless, impulsive, and have a very short attention span.

These energetic students can often disrupt a classroom. This course provides a variety of tips, adaptations, and strategies for teaching students with ADHD and other students who are energetic, hyperactive, or have difficulty paying attention.

You will learn about classroom modifications and adaptations that can help maintain order in the classroom and discover methods for communicating more clearly with special educators and parents.



Certificate of  
Completion



100% Online



Quiz

# Understanding ADHD

## Course Outline

### LESSON 1: Introduction

- Definition of and challenges of ADHD
- Causes of ADHD
- Strengths of students with ADHD
- Prognosis and treatment of ADHD

### LESSON 2: Core Issues in ADHD

- The ADHD brain and how the changes in the brain cause deficits
- Challenges in ADHD and strategies that may be used to overcome them, especially in the areas of attention, hyperactivity, and impulsivity
- Strategies that are useful in working with students with ADHD including instruction sheets, classroom seating, movement breaks, and rules
- Dealing with anger and addictive behavior in students with ADHD

### LESSON 3: Associated Issues in ADHD

- Issues seen in ADHD, including issues in organization, motivation and social skills
- How teachers may help students to organize their schoolwork and complete it
- How to motivate students with ADHD
- How to support students with ADHD so they can build positive friendships

### LESSON 4: Accommodations

- Classroom accommodations that can help a student with ADHD learn and perform well
- Modified seating and lighting
- How a classroom schedule and organization can support learning
- Adapting homework, visual aids, and assessments in order to help a child with ADHD cope with the curriculum



5 Hours  
of Learning



Convenient Access:  
Start Right Away



Resources & Tools for  
Professional Learning Plans

# Virtual Field Trips



## Standards:

This course aligns to the INTASC Standards including Learner Development, Learning Differences, Learning Environments, Content Knowledge, Application of Content, Planning for Instruction and Instructional Strategies.

It also aligns to all of the McRel Teacher Evaluation Standards including Teacher Leadership, Diverse Learners, Teachers Know Content, Teachers Facilitate Learning and Teachers Analyze and Reflect.

Field trips help students make connections between classroom learning and the world. However, they aren't always practical due to budget constraints, safety concerns, or learning needs.

Virtual field trips are an effective alternative to traditional field trips because of accessibility, ease, and interactivity. They are cost-effective, safe to use, and break down geographical and learning barriers. Virtual field trips work well for all types of classrooms.

In this course, teachers discover innumerable tips and resources to plan, create, and customize virtual trips and cater to their students' needs. Take classroom learning beyond the confines of the classroom.



Certificate of  
Completion



100% Online



Quiz

# Virtual Field Trips

## Course Outline

### LESSON 1: Introduction

- Characteristics
- Opportunities
- Applicability

### LESSON 2: Virtual Field Trip Resources

- Pre-designed virtual field trips
- Resources to design virtual field trips
- Maximizing learning

### LESSON 3: Planning a Virtual Field Trip

- Considerations
- Types of virtual field trips

### LESSON 4: Conducting a Virtual Field Trip

- Setting the stage and goal
- Student participation and post-virtual field trip follow-up
- Drawing connections and real-world implications
- Reporting and evaluating the virtual field trip



5 Hours  
of Learning



Convenient Access:  
Start Right Away



Resources & Tools for  
Professional Learning Plans